

Abacus Primary School

Newsletter 543 11/10/24



Thursday was World Mental Health Day, we talked to the children about mental health and wellbeing. Children had the opportunity to take part in some different activities to promote mental health and wellbeing. Thank you to Mrs Smith, our PSHE leader, for coordinating this event.



Please can we ask that you ensure all school uniform is named, this makes it so much easier to return when it has been left on benches or around the school.




Next week, we will be on WEEK 3 of our school menu, which you can view on our website.

THIS SCHOOL IS NUT FREE



THANK YOU
for keeping our school safe!





The course covers:

- understanding autism
- supporting distress and emotional regulation
- communication
- eating, sleeping and toileting
- play
- managing anxiety
- sensory processing

This course is an opportunity for parents and carers to come together to share experiences and tips in a supportive environment.



Scan the QR code to book a place

Good Beginnings Course

A course for parents and carers of autistic children, or those with social communication needs, in reception and younger.



Parent Governor Vacancies APPLY NOW!

A parent governor position has become vacant in school. If this is something you would be interested in please contact Mrs Blakeley for more details or copy and paste the link below to access the governor page on our website to complete a parent governor nomination form.

<https://www.abacusprimaryschool.co.uk/governors>



Ten-pin bowling

On the 1st October 2024, 12 children from KS2 took part in a ten-pin bowling event at Hollywood Bowl in Basildon which was organised by Panathlon.


The children were split into 2 teams and had a great time playing alongside other schools from across Essex. All of the children received a medal for taking part and one of the teams were the overall winners and received a trophy! Special mention for Sammy in Year 4 who was one of the highest scoring individuals.

Thank you to the family members for transporting the children, they had a great time.




Anna Lucas, the creator of our chosen phonics scheme 'Supersonic Phonic Friends' will be in school on 23/10/24 and will be leading two parent workshops. One at 9am and another at 2.15pm. Please sign up at the school office.

LET'S CELEBRATE!



Well done to Georgia, Callum, Kacey, Freddie and Mia for their achievements in sewing, swimming, majorettes, football and swimming.





THE SOUTHEND SORCERERS SOCIETY



SCAN FOR TICKETS



SATURDAY
OCTOBER 19TH
7PM- 9:30PM

doors open at 6:15pm **£8PP**

SUITABLE FOR SCHOOL AGE +

OR VISIT

www.pta-events.co.uk/faps-abacus

Back by popular demand, The Southend Sorcerer's Society will be performing an evening of magic for us - the first half will be close-up table magic, with some stage magic in the second half, after the short interval. This is family event, so school-aged children are more than welcome.

Join us in the School's Large Hall - doors open at 6.15pm. Please arrive in advance of the show start time of 7pm. The evening will end at 9.30pm.

Tables will be set up for groups of 8-10, so you may be asked to sit with other families. Please bring your own drinks and nibbles.

There are very limited numbers of tickets, so please don't delay if you'd like to join the fun.

Tickets cost £8 and are available from www.pta-events.co.uk/faps-abacus - when completing the booking, you'll be asked for each ticket holder's name, but this is optional, so please feel free to skip to the payment page.

Any questions, please contact faps@abacus.essex.sch.uk



NEW INTAKE SCHOOL TOURS

Our school is holding tours for prospective parents on the following dates:

TUESDAY 5TH NOVEMBER 2024

THURSDAY 28TH NOVEMBER 2024

WEDNESDAY 8TH JANUARY 2025

We are holding 3 sessions on each of the November dates: 9.30am, 10.45am & 1.30pm and

2 sessions on the January date: 9.30am & 1.30pm

The tours will last for approximately 45 minutes and begin with a presentation sharing key information about our school, followed by a tour led by our “experts” in Year 6.

Please contact our school office on 01268 571018 to book a tour.

Tours are by appointment only

We look forward to meeting you all!

10 Top Tips for Parents and Educators TEACHING CHILDREN FIRE SAFETY

Fire safety is especially important around Bonfire Night, as fireworks, bonfires and sparklers add extra risks for families and young children. Every year in the UK, thousands of accidents occur due to improper handling of fireworks and neglecting fire safety measures. This guide offers practical tips for keeping children safe when handling everything from fireworks to space heaters.

1 BONFIRE NIGHT AWARENESS

Bonfire Night is exciting, but it comes with several inherent risks. Educate children about the dangers of fireworks and open flames. Teach them that only adults should handle fireworks and that bonfires should never be approached. Keep children at a safe distance (at least five metres away) from bonfires and explain why supervision is crucial during these events.

2 SUPERVISE FIREWORK USE

Fireworks should only be handled by responsible adults who are following UK laws and guidelines. Make sure to buy fireworks that meet British Standards and adhere to all instructions that come with them. Keep children a suitable distance from any firework activity and designate an adult to supervise the event. Ensure no one goes near fireworks after they've been lit.

3 SPARKLER SAFETY

Sparklers are often captivating for little ones, but they can burn at extremely high temperatures – over 1,000 °C! Only allow children over the age of five to use sparklers, and make sure they wear gloves. Teach them to hold sparklers at arm's length and never wave them near others. Once a sparkler has burned out, extinguish it fully in a bucket of water – which you should prepare beforehand and always keep nearby.

4 ORGANISED DISPLAYS ARE SAFER

If possible, families should attend an organised fireworks display rather than holding one at home. These tend to be far safer as they're run by professionals adhering to strict safety regulations. Organised displays also provide a controlled environment where children can enjoy the event from a safe distance, reducing the risk of accidents.

5 KEEP FIREWORKS AWAY FROM THE HOME

If you are hosting your own fireworks display, set them off well away from homes, sheds or fences to avoid starting accidental fires. Choose a wide-open space with no flammable materials nearby and keep a means of putting out fires to hand in case of emergency – such as a bucket of water, a hose or a fire extinguisher. Afterwards, ensure that all fireworks are fully extinguished and never attempt to relight one if it doesn't go off.

6 BONFIRE SAFETY

If you're building a bonfire, place it well away from trees, buildings, fences or anything else flammable. Make sure it's structurally sound and not at risk of collapsing. Only burn natural materials like wood and leaves, avoiding petrol or other accelerants. Children should be kept far away from the bonfire, and it should always be supervised by adults. Be sure to fully extinguish the bonfire before you leave it.

7 "STOP, DROP AND ROLL"

Ensure that children know what to do if their clothing catches fire. Teach them the simple "stop, drop and roll" technique, which can quickly extinguish flames. Practice this with them before events like Bonfire Night, so they feel confident if the need to use it arises. It can also be helpful to keep another means of putting out these kinds of fires on standby, just in case. An extinguisher or flame-retardant blanket are both sound choices.

8 SECURE CANDLES AND OPEN FLAMES

Beyond Bonfire Night, everyday fire safety is also crucial. Candles can be a common fire hazard, especially in homes with young children. Teach children not to touch any open flames, and ensure candles are placed in sturdy holders away from combustible materials. Never leave candles, incense burners or other such items unattended, and always extinguish them fully before leaving a room or going to bed.

9 EDUCATE ABOUT FIREWORKS HAZARDS

Make sure children understand the dangers of playing with fire or fireworks, and how to handle such things responsibly. Emphasise that fireworks are not toys and can cause serious injuries when improperly used. Demonstrate the importance of treating fire with respect and the consequences of misuse, which can help temper any curiosity and any resultant dangerous behaviour.

10 FIRST AID FOR BURNS

Even if you have the best possible precautions in place, accidents can still happen. Keep a first aid kit on hand. Ensure you know how to apply basic first aid to burns, so you can teach children those techniques too. If someone suffers a burn, run it under cool water for 20–30 minutes. Never use creams or ointments, as these retain heat and can cause further damage. Instead, seek medical help if the burn is serious.

Meet Our Expert

James Whelan is an experienced health and safety expert who is a Chartered Member of the Institution of Occupational Safety and Health. He provides services to educational settings and many other industries, helping them to maintain a safe working environment.



#WakeUpWednesday

The National College